

TREE GUIDE

LETHBRIDGE, ALBERTA



An important factor contributing to tree health and longevity is selecting the right species for your specific site. Here are some climate resilient tree species to plant in Lethbridge, AB. Diversity is key to creating a resilient forest and it starts in your own yard!

Deciduous



BUR OAK
 (*Quercus macrocarpa*)
 SENTRY
 TOP GUN



CHOCKECHERRY
 (*Prunus virginiana L.*)



CRABAPPLE
 (*Malus x spp.*)



EVANS CHERRY
 (*Prunus cerasus*)
 EVANS



HACKBERRY
 (*Celtis occidentalis*)



HONEY LOCUST
 (*Gleditsia triacanthos*)
 *NORTHERN ACCLAIM**
 SKYLINE



MANCHURIAN ALDER
 (*Alnus hirsuta*)
 HARBIN
 PRAIRIE HORIZON



MANITOBA MAPLE
 (*Acer negundo*)
 BARON



NORTHERN PIN OAK
 (*Quercus ellipsoidalis*)
 MAJESTIC SKIES
 SHOOTING STAR



OHIO BUCKEYE
 (*Aesculus glabra*)
 BURGSON



PEARS
 (*Pyrus x ussuriensis*)
 PRAIRIE GEM
 URE



PLAINS COTTONWOOD
 (*Populus deltoides*)
 SARGENT



TATARIAN MAPLE
 (*Acer tataricum*)
 RUGGED CHARM
 HOT WINGS



TREMBLING ASPEN
 (*Populus tremuloides*)



AUSTRIAN PINE
 (*Pinus nigra*)



BRISTLECONE PINE
 (*Pinus aristata*)



LIMBER PINE
 (*Pinus flexilis*)



MOUNTAIN PINE
 (*Pinus uncinata*)



PONDEROSA PINE
 (*Pinus ponderosa*)



DOUGLAS FIR
 (*Pseudotsuga menziesii*)



ROCKY MOUNTAIN JUNIPER
 (*Juniperus scopulorum*)
 MEDORA
 MOONGLOW
 WITCHITA BLUE



SWISS STONE PINE
 (*Pinus cembra*)

Coniferous









TREE GUIDE

LETHBRIDGE, ALBERTA

It is important to plant trees suitable for your area. Here are some climate resilient tree species great to plant in Lethbridge, AB. All trees listed below are drought tolerant once established, moderately tolerant or tolerant of a wide range of soil conditions, moderately tolerant or tolerant of urban pollution and are moderately salt tolerant UNLESS SPECIFIED FURTHER.

DECIDUOUS TREES		Growth rate Size at Maturity Shape	Preferences, Tolerances & Sensitivities	Major Regional Pest Issues & Considerations	Uses
BUR OAK <i>Quercus macrocarpa</i> 'Sentry' & 'Top Gun'		Slow-moderate growth rate Large tree (12-20m high, 7-15m spread) Oval/round form at maturity	Prefers full sun	Numerous gall-forming insects (aesthetic) Sooty mold Unsuitable beneath power lines	Excellent tree for yards and green spaces Drought tolerant Acorn drop must be considered when planting this species Excellent tree for tough locations
CHOCKECHERRY <i>Prunus virginiana L.</i>		Fast growth rate Small tree/large shrub (6-9m high, 6-9m spread) Can be shaped into a tree or can form thickets for privacy	Prefers full sun	Tent caterpillars Black Knot fungus Suitable beneath power lines	Excellent native shrub for pollinators and wildlife White flower clusters produce tart edible berry. Good for jams and preserves. Fruit drop should be considered
CRAB APPLE <i>Malus x spp.</i> 'Thunderchild', 'Radiant', 'Dolgo', & 'Starlite'		Moderate growth rate Small tree (5-9m high, 3-6m spread) Cultivars vary in mature form	Prefers full sun Salt tolerant	Cultivars selected for good fire blight resistance. Oyster shell scale Suitable beneath power lines.	Excellent tree for yards. Excellent specimen tree. Pink Flowers: 'Radiant' (Small fruit) 'Thunderchild' (Purple leaves and small fruit) White Flowers: 'Dolgo' (large, edible fruit) 'Starlite' (small fruit)
EVANS CHERRY <i>Prunus cerasus</i> 'Evans'		Moderate growth rate Medium tree (4m high, 3m spread) Low-headed, irregular form	Prefers full sun Prefers a moist location	Winter injury Sun scald Fungal cankers Suitable beneath power lines	Excellent tree for small spaces. Beautiful white flower show in the spring. Produces edible sour cherries Fruit drop should be considered For best results plant in an irrigated, sheltered location
HACKBERRY <i>Celtis occidentalis</i>		Moderate-fast growth rate Medium-large tree (10-15m high, 8-12m spread) Upright oval to rounded form at maturity	Prefers full sun	Relatively pest free Unsuitable beneath power lines	Excellent tree for yards and green spaces Excellent alternative tree for American Elm Excellent tree for tough locations
HONEY LOCUST <i>Gleditsia triacanthos</i> 'Northern Acclaim' & 'Skyline'		Moderate growth rate Medium-large tree (10m high, 7m spread) Open and spreading form at maturity	Prefers full sun Salt tolerant	Honey Locust pod gall midge Nectria Canker Unsuitable beneath power lines	Excellent boulevard tree. Excellent tree for yards, parks and green spaces. Provides dappled shade 'Northern Acclaim' is excellent in tough locations

DECIDUOUS TREES		Growth rate Size at Maturity Shape	Preferences, Tolerances, & Sensitivities	Major Regional Pest Issues & Considerations	Uses
MANCHURIAN ALDER <i>Alnus hirsuta</i> 'Harbin' & 'Prairie Horizon'		Moderate-fast growth rate Medium tree (9m high, 6m spread) Broadly pyramidal form at maturity	Performs well in full shade, partial shade, & full sun Tolerant of dry and wet locations	Relatively pest free Unsuitable beneath power lines	Excellent tree for yards. Excellent specimen tree. Excellent tree to plant near mature trees Suitable alternative tree for Birch
MANITOBA MAPLE <i>Acer negundo</i> 'Baron' (seedless)		Fast growth rate Medium-large tree (12-15m high, 10-15m spread) Strong central leaders, oval to rounded form at maturity	Prefers full sun Salt tolerant	Aphids Box-elder bug Verticillium Wilt Unsuitable beneath power lines Shallow roots may heave pathways	Excellent tree for yards and green spaces Excellent tree for tough locations
NORTHERN PIN OAK <i>Quercus ellipsoidalis</i> 'Majestic Skies' & 'Shooting Star'		Moderate growth rate Large tree (18m high, 14m spread) Pyramidal to oval form at maturity	Prefers full sun	Numerous gall forming insects (aesthetic) Unsuitable beneath power lines	Excellent tree for large yards and green spaces Acorn drop must be considered when planting this species
OHIO BUCKEYE <i>Aesculus glabra</i> 'Burgson'		Fast growth rate Medium size (8m high, 6m spread) Rounded form at maturity	Performs well in partial shade and full sun	Environmental scorch Relatively pest free Unsuitable beneath power lines	Excellent tree for yards and green spaces Early white spring flowers Excellent tree to plant near mature trees Fruit drop must be considered when planting this species
PEARS <i>Pyrus x ussuriensis</i> 'Prairie Gem' 'Ure'		Moderate growth rate Small tree (4m high, 3m spread) Low-headed irregular form	Prefers full sun Prefers a moist location	Winter injury Sun scald Fungal cankers Suitable beneath power lines	Sterile flowers, not good for pollinators
PLAINS COTTONWOOD <i>Populus deltoides</i> 'Sargent poplar' (seedless)		Fast growth rate Large tree (20m high, 20m spread) Broad spreading form at maturity	Prefers full sun Salt tolerant	Aphids Numerous wood boring insects Poplar bud gall mite Various fungal cankers Unsuitable beneath power lines Shallow roots may heave pathways	Native to the Lethbridge area Excellent tree for large yards and green spaces Suitable as a specimen tree Excellent tree for tough locations
TATARIAN MAPLE <i>Acer tataricum</i> 'Rugged Charm' 'Hot Wings'		Moderate growth rate Small tree (5-6m high, 5-6m spread) Upright, spreading growth habit, oval at maturity	Prefers full sun	Environmental scorch Verticillium Wilt Suitable beneath power lines	Excellent tree for yards and green spaces Suitable as a specimen tree Drought tolerant Does not tolerate wet, saturated soils
TREMBLING ASPEN <i>Populus tremuloides</i> 'Prairie Skyrise' (Columnar Trembling Aspen cultivar)		Fast growth rate Medium to large tree (15m high), 10m spread) Pyramidal upright oval at maturity	Prefers full sun. Salt tolerant	Bronze Leaf Disease Aphids Numerous wood boring insects Various fungal cankers Unsuitable beneath power lines	Excellent tree for yards and green spaces Native to Alberta Consider planting in groups to mimic native stands This species readily suckers

CONIFEROUS TREES		Growth rate Size at Maturity Shape	Preferences, Tolerances, & Sensitivities	Major Regional Pest Issues & Considerations	Uses
AUSTRIAN PINE <i>Pinus nigra</i>		Moderate growth rate Large tree (15-18m high, 6-12m spread) Upright oval form at maturity	Prefers full sun	Western gall rust Pine needle scale Conifer aphid Winter injury Porcupine Feeding Unsuitable beneath power lines.	Excellent tree for large yards and green spaces Excellent tree for shelter belts or privacy screens
BRISTLECONE PINE <i>Pinus aristata</i>		Slow growth rate Small-medium tree (7m high, 6m spread) Pyramidal, stout, open form Can appear "shrubby"	Prefers full sun Does not tolerate wet, saturated soils	Relatively pest free. Winter injury Unsuitable beneath power lines	Excellent and unique specimen tree
DOUGLAS FIR <i>Pseudotsuga menziesii</i>		Moderate growth rate Large tree (12-18m high, 4-8m spread) Pyramidal form	Prefers full sun Does not tolerate wet, saturated soils Sensitive to salt	Spruce Adelgid Winter Injury Porcupine feeding Unsuitable beneath power lines	Excellent tree for yards and green spaces Excellent as a specimen tree Native to Alberta
LIMBER PINE <i>Pinus flexilis</i>		Slow-moderate growth rate Small-medium tree (9m high, 5m spread) Upright, oval form	Prefers full sun	Western gall rust Pine needle scale Conifer aphid Winter injury	Excellent specimen tree Native to Alberta
MOUNTAIN PINE <i>Pinus uncinata</i>		Moderate growth rate Small tree (4m high, 2m spread) Dense, upright spreading form at maturity	Prefers full sun Does not tolerate wet, saturated soils	Western gall rust Pine needle scale Conifer aphid Winter injury Porcupine Feeding Suitable beneath power lines	Excellent specimen tree Excellent tree for shelter belts and privacy screens Excellent tree for tough locations
PONDEROSA PINE <i>Pinus ponderosa</i>		Moderate growth rate Large tree (25m high, 7-12m spread) Conical form at maturity	Prefers full sun Does not tolerate wet, saturated soils Sensitive to salt	Western gall rust Pine needle scale Conifer aphid Porcupine Feeding Unsuitable beneath power lines	Excellent tree for large yards and green spaces Excellent tree for shelter belts or privacy screens Excellent tree for tough locations
ROCKY MOUNTAIN JUNIPER <i>Juniperus scopulorum</i> 'Medora', 'Moonglow' & 'Witchita Blue'		Slow-moderate growth rate Small tree (3-5m high, 1-2m spread) Cultivars selected for smaller mature size Pyramidal form: Dense, upright branching Can appear "shrubby"	Prefers full sun Sensitive to salt	Juniper Hawthorn Rust Winter injury Relatively pest free	Excellent specimen tree Excellent tree for shelter belts and privacy screens Native to Alberta Consider using this species for harsh, dry sites Excellent tree for tough locations
SWISS STONE PINE <i>Pinus cembra</i>		Moderate growth rate Medium tree (9m high, 4m spread) Dense pyramidal form	Prefers full sun Does not tolerate wet, saturated soils Sensitive to salt	Western gall rust Pine needle scale Conifer aphid Winter injury Porcupine Feeding Unsuitable beneath power lines	Excellent tree for yards Suitable as a specimen tree

